










Sensory map

This sensory map is designed to help you plan your visit and feel comfortable in our museum.

What can I find on my visit?

-  **Flashing lights**
-  **It's a little dark here**
-  **We use smells here**
-  **Background sounds**
-  **Smoke effect**
-  **Projector or TV with audio playing**
-  **Lifeboat**
-  **Outside area**
-  **Sit and relax in our Café**
(You don't need to make a purchase to use this space)

First Floor

Toilet and Baby Changing

Ground Floor

Toilets, Baby Changing
Accessible Toilet

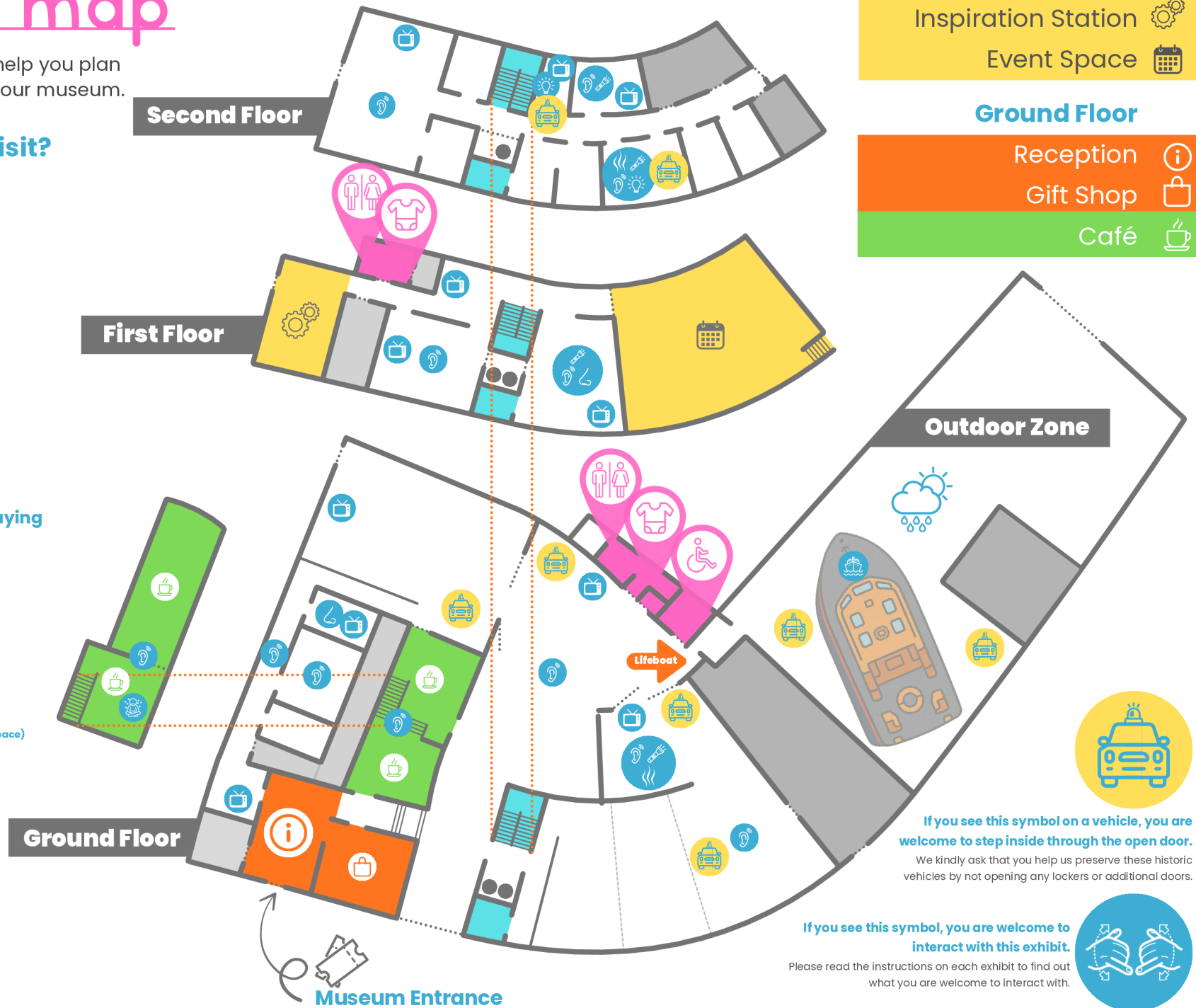
Lift and Stairs to
all exhibitions





Second Floor

First Floor

Ground Floor



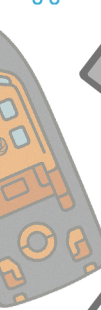
First Floor

Inspiration Station 
Event Space 

Ground Floor

Reception 
Gift Shop 
Café 

Outdoor Zone



If you see this symbol on a vehicle, you are welcome to step inside through the open door.

We kindly ask that you help us preserve these historic vehicles by not opening any lockers or additional doors.

If you see this symbol, you are welcome to interact with this exhibit.

Please read the instructions on each exhibit to find out what you are welcome to interact with.

